

BALANCE SHEET AS ON 31st MARCH, 2013

COMPARATIVE FIGURES OF LAST YEAR 2011 - 0*	LIABILITIES		AMOUNT (RUPEES)	COMPARATIVE FIGURES OF LAST YEAR 2011 - 012	ASSETS		AMOUNT (RUPEES)
	DETAILS	AMOUNT			DETAILS	AMOUNT	
1711600.00	CAPITAL LEASES (AS PER STATEMENT NO II CR)		144899600.00	175551312.93	PROPERTIES (WORKS) B/F (2011-2012)	1073542356.08	
5336466391.50	DEPOSITS (AS PER STATEMENT NO III)		6426301615.60	5391911551.87	ADD DURING THE YEAR	5805787723.06	
0.00	EMPLOYEES P.F./GPF (AS PER STATEMENT NO III)		0.00	6091920508.72	LESS SALES WRITTEN OFF	5452370563.25	
237044170.66	ANCILLARY SERVICE SCHEME FUND (AS PER STATEMENT NO III)		257304304.66	1073542356.08	NET PROPERTIES (AS PER STATEMENT NO II DR)	1426959515.89	1426959515.89
0.00	DEBENTURE REDEMPTION FUND (AS PER STATEMENT NO III)		0.00	127529954.00	OFFICE BUILDING B/F (2011-2012)	122344956.00	
37350600.04	MAINTENANCE RESERVE FUND (AS PER STATEMENT NO III)		37350600.04	8216793.00	ADD DURING THE YEAR	8617653.00	
1385809271.99	CONTINGENCIES EQUALIZATION RESERVE FUND	1536121445.51		13401791.00	LESS DEPRECIATION	12854977.00	
270631918.52	ADD DURING THE YEAR (CHARGED TO WORKS)	300495237.14		122344956.00	NET OFFICE BUILDING (AS PER STATEMENT NO II DR)	118107632.00	118107632.00
120319745.00	LESS OTHER UTILISED	283710188.20		60884718.00	ASHOK UDYAN AND TECHNOLOGY PARKS B/F (2011-2012)	55673209.00	
1536121445.51	NET OFFICE B/F (AS PER STATEMENT NO III)	1552906494.45	1552906494.45	913936.00	ADD DURING THE YEAR	672819.00	
5613469.97	SUSPENSE		6328781.77	6145439.00	LESS DEPRECIATION	5610292.00	
1029855765.52	INTEREST DUE BUT NOT PAID		959882351.90	55653209.00	NET ASHOK UDYAN AND TECHNOLOGY PARKS (AS PER STATEMENT NO II DR)	50715736.00	50715736.00
0.00	LIABILITY FOR PENSION FUND		300000000.00		CONSTRUCTION OF CASTING YARDS B/F (2011-2012)	428617.00	
414507474.00	LIABILITY FOR INCOME TAX		414507474.00	476241.00	ADD DURING THE YEAR	0.00	
9366853.00	LIABILITY FOR FBT		9366853.00	0.00	LESS DEPRECIATION	42862.00	
	<u>UNLIQUIDATED LIABILITIES (UP TO 2011-2012)</u>			428617.00	NET CASTING YARDS (AS PER STATEMENT NO II DR)	385755.00	385755.00
1890000.00	PAY & ALLOWANCES	1890000.00		3503093.00	TOOLS AND PLANTS B/F (2011-2012)	6084665.00	
436927.00	AUDIT FEES	866257.00		3414756.00	ADD DURING THE YEAR	2600900.00	
6386255.00	OTHERS	291751.00		833184.00	LESS DEPRECIATION	1107652.00	
	<u>UNLIQUIDATED LIABILITIES (2012 - 2013)</u>			6084665.00	NET TOOLS & PLANTS (AS PER STATEMENT NO II DR)	7577913.00	7577913.00
15700000.00	PAY & ALLOWANCES	15000000.00		10965269.00	FURNITURE, FIXTURES, OFFICE EQUIPMENTS & VEHICLES B/F (2011-2012)	12552302.78	
3000000.00	AUDIT FEES	2000000.00		3605570.78	ADD DURING THE YEAR	7827547.00	
0.00	OTHERS	8458369.00		2018537.00	LESS DEPRECIATION	3614370.60	
27413182.00	TOTAL UNLIQUIDATED LIABILITIES	28506377.00	28506377.00	12552302.78	NET FURNITURE, FIXTURES, OFFICE EQUIPMENTS & VEHICLES (AS PER STATEMENT NO II DR)	16765479.78	16765479.78
2749639962.59	REVENUE SURPLUS B/F (2011-2012)	3294056388.67	3294056388.67	391056308.46	SUSPENSE "WORKS" (2011-2012)	428634383.91	
0.00	LESS INCOME TAX	0.00		101527700.30	ADD DURING THE YEAR	336883605.30	
544416426.08	ADD REVENUE SURPLUS B/F (2012-2013) (TRANSFERRED FROM NET REVENUE A/C)	526753905.88	3820810294.55	63949624.85	LESS ADJUSTED DURING THE YEAR	357610965.22	
				428634383.91	NET SUSPENSES WORKS (AS PER STATEMENT NO II DR)	407907023.99	407907023.99
				0.00	MISC. EXPENSES CAPITALISED B/F (2011-2012)	0.00	
				0.00	LESS TRANSFERRED TO REVENUE A/C	0.00	
				0.00	NET MISC. EXPENSES CAPITALISED	0.00	0.00
				141829.00	EMPLOYEES P.F./GPF (AS PER STATEMENT NO III)		138298.00
				1117899435.32	ADVANCES (AS PER STATEMENT NO III)		1289461396.11
				635903590.35	SUNDRY DEBTORS (HIRE PURCHASE INSTALMENTS INCLUDING INTEREST)		456653650.35
				105021586.70	INTEREST ACCRUED BUT NOT RECEIVED		105824943.70
				0.00	SUSPENSE		0.00
				106820742.70	REMITTANCES TO UNITS IN TRANSIT		131245983.70
				2000000.00	INVESTMENT (AS PER STATEMENT NO III & IV)		662499300.00
				36239.72	CASH IN HAND	121931.72	
				8437843427.31	BALANCES WITH BANK (INCLUDING LTD.STD)	9283800187.73	9283922119.45
12104907340.87	T O T A L		13958164746.97	12104907340.87	T A L		13958164746.97

Accounting policies and notes on Accounts as per statement No - V

PLACE : JAIPUR
DATE : 26/03/2013

[Signature]
FINANCIAL ADVISOR &

[Signature]
HOUSING COMMISSIONER

As per our audit report of even date attached
By: KULDEEP KUMAR GUPTA & CO.
CHARTERED ACCOUNTANTS

[Signature]
(K. K. GUPTA)



REVENUE ACCOUNT FOR THE YEAR 2012-13

COMPARATIVE FIGURES OF LAST YEAR 2011-012	PARTICULARS (EXPENDITURES)	DETAILS	AMOUNT (RUPEES)	COMPARATIVE FIGURES OF LAST YEAR 2011-012	PARTICULARS (RECEIPTS)	DETAILS	AMOUNT (RUPEES)
	<u>TO PAY & ALLOWANCES</u>		1292520380.99				
548980944.00	(I) SALARIES	614290502.00		0.00	BY GRANTS		0.00
4722684.91	(II) TRAVELLING ALLOWANCE	4427765.86		71940061.95	BY FEES, FINES & FORFEITURES		159704561.00
21287966.14	(III) MEDICAL ALLOWANCE	22838018.13		9033107.59	BY SALE OF PLANS, TENDERS ETC.		13391657.00
2246772.00	(IV) LEAVE SALARY & PENSION CONTRIBUTION	2607585.00		0.00	BY LEAVE SALARY & PENSION CONTRIBUTION		0.00
634938.00	(V) CONTRIBUTION TO EMPLOYEES'S P.F	806082.00		132297.00	BY RECOVERY OF EXPENDITURES		171837.00
480.00	(VI) FEES & ALLOWANCES TO BOARD MEMBERS	1490.00		5568520.00	BY SALE OF APPLICATION FORMS ETC.		21053354.00
39721789.00	(VII) OTHER ITEMS	101535690.00		1308709245.79	BY INTEREST RECEIVED	1943638918.66	
481694455.00	(VIII) CONTRIBUTION TO EMPLOYEES PENSION FUND	546013248.00		1308709245.79	LESS: AMOUNT TRANSFERRED TO NET REVENUE A/C	1943638918.66	
	<u>TO OTHER CONTINGENCIES</u>		268929799.29				
9226592.21	(I) STATIONARY & PRINTING	16437701.00					
6246961.24	(II) F & T (Tel + Postage) (2622668.00 + 2993198.72)	5615866.72		84169141.40	BY OTHER RECEIPTS		102857163.04
385172.88	(III) BOOKS & PERIODICALS	393649.00		1067563095.43	BY REVENUE DEFICIT (TRANSFERRED TO NET REVENUE A/C)		1530763411.28
159482823.00	(IV) ADVERTISEMENT & PUBLICITY	185793383.00					
5289018.00	(V) LEGAL EXPENSES	5437284.00					
	(VI) RENT INCLUDING LIGHT AND WATER CHARGES						
4894306.00	(a) OFFICE	6257912.00					
0.00	(b) CHAIRMAN'S RESIDENCE	156058.00					
9278002.00	(VII) MAINTNANCE OF OFFICE BUILDING	20317242.00					
9245765.00	(VIII) CONVEYANCE CHARGES	10967917.00					
2030538.00	(IX) MAINTENANCE & RUNNING OF VEHICLES	2715471.00					
999353.00	(X) LIVERIES	1218923.20					
3000000.00	(XI) FEES TO AUDITORS	2000000.00					
78,630.00	(XII) ENTERTAINMENT & HOSPITALITY (14464.00 + 630569.00)	645033.00					
909133.00	(XIII) REPAIR & MAINTENANCE OF FURNITURE & OTHER APPLIANCES	950612.00					
9552756.65	(XIV) OTHER ITEMS	10022747.37					
	<u>INTEREST</u>						
77112672.98	TO INTEREST PAID	18188147.51					
380382948.70	LESS: AMOUNT CAPITALISED	432066546.01					
-303270275.72	AMOUNT TRASFERRED TO NET REVENUE A/C	-413878398.50					
0.00	TO EXPENDITURE ON ISSUE OF DEBENTURES		0.00				
946762.00	TO EXPENDITURE ON INVESTIGATION & RESEARCH		1345563.00				
0.00	TO MISC. EXP. CAPITALISED/WRITTEN OFF		0.00				
368254179.00	TO MISC. GRANTS		747369594.00				
15786.00	TO LOSSES WRITTEN OFF		0.00				
0.00	TO SUSPENSE		0.00				
	<u>TO DEPRECIATION</u>						
13401791.00	ON OFFICE BUILDING	12854977.00					
6145439.00	ON ASHOK UDYAN & TECHNOLOGY PARK	5610292.00					
2018537.00	ON FURNITURE, FIXTURE, OFFICE EQUIPMENT & VEHICLES	3614370.00					
47624.00	ON CASTING YARD	42862.00					
21613391.00	TOTAL: DEPRECIATION	22122501.00	22122501.00				
58665.00	TO MAINTENANCE & REPAIRS OF TOOLS & PLANTS	164272.00					
833184.00	ADD: DEPRECIATION ON TOOLS & PLANTS	1107652.00					
891849.00	TOTAL	1271924.00					
22358830.12	LESS: EXPENDITURE CHARGED TO WORKS	23865147.07					
-21466981.12	NET TOOLS & PLANTS	-22593223.07	-22593223.07				
-451562903.54	ADMINISTRATIVE EXPENDITURE CAPITALISED		-481752631.89				
	TO REVENUE SURPLUS(GROSS) (TRANSFERRED TO NET REVENUE A/C)						
1238406223.37	T O T A L		1827941983.32	1238406223.37	T O T A L		1827941983.32

Accounting policies and notes on Accounts as per statement No - V


PLACE : JAIPUR
DATED : 26/09/2013

(Signature)
FINANCIAL ADVISOR &
CHIEF ACCOUNTS OFFICER

(Signature)
HOUSING COMMISSIONER

(Signature)
CHAIRMAN

As per our audit report of even date attached
for: KULDEEP KUMAR GUPTA & CO.
CHARTERED ACCOUNTANTS
(Signature)
(K. K. GUPTA)
PARTNER





NET REVENUE ACCOUNT FOR THE YEAR 2012-13

COMPARATIVE FIGURES OF LAST YEAR 2011-012	PARTICULARS (EXPENDITURES)	DETAILS	AMOUNT (RUPEES)	COMPARATIVE FIGURES OF LAST YEAR 2011-012	PARTICULARS (RECEIPTS)	DETAILS	AMOUNT (RUPEES)
1067563095.33	TO BALANCE B/F FROM REVENUE ACCOUNT		1530763411.28		BY BALANCE B/F FROM REVENUE ACCOUNT		
-303270275.72	TO INTEREST PAID (TRANSFERRED FROM REVENUE ACCOUNT)		-413878398.50	1308709245.79	BY INTEREST RECEIVED (TRANSFERRED FROM REVENUE ACCOUNT)		1943638918.66
	TO OTHER ITEMS TO BE SPECIFIED			0.00	BY OTHER ITEMS TO BE SPECIFIED		0.00
0.00	(i) TRANSFERRED TO CER	0.00					
0.00	(ii) EXPENDITURE ON BEAUTIFICATION OF CITIES	0.00					
0.00	(iii) REBATE IN COST OF HOUSES ON SALE	0.00					
0.00	(iv) PROVISION FOR PENSION FUND	300000000.00					
0.00	(v) PROVISION FOR I-TAX	0.00		0.00	BY CER UTILISED		0.00
0.00	(vi) FBT	0.00					
0.00		300000000.00	300000000.00				
544416426.08	TO NET REVENUE SURPLUS TRANSFERRED TO BALANCE SHEET		526753905.88		BY NET DEFICIT (TRANSFERRED TO BALANCE SHEET)		
1308709245.79	T O T A L		1943638918.66	1308709245.79	T O T A L		1943638918.66


Accounting policies and notes on Accounts as per statement No - V


PLACE : JAIPUR
DATED : 26/09/2013


FINANCIAL ADVISOR &
CHIEF ACCOUNTS OFFICER


HOUSING COMMISSIONER


CHAIRMAN

As per our audit report of even date attached
for KULDEEP KUMAR GUPTA & CO
CHARTERED ACCOUNTANTS

(K. K. GUPTA)
PARTNER




RAJASTHAN HOUSING BOARD, JAIPUR
STATEMENT NO. I
STATEMENT OF LOAN AS ON 31st MARCH, 2013

S.NO.	DESCRIPTION OF LOAN	BALANCE OF LOAN AT THE END OF LAST YEAR 2011-2012	AMOUNT BORROWED DURING 2012-2013	RATE OF INTEREST	AMOUNT REPAID DURING 2012-2013	BALANCE OF LOAN AS ON 31.03.2013
V)	<u>LOAN FROM BANKS</u>					
1	NATIONAL HOUSING BANK	177111600.00	-	-	32212000.00	144899600.00
	TOTAL	177111600.00	-	-	32212000.00	144899600.00


**FINANCIAL ADVISOR &
 CHIEF ACCOUNTS OFFICER**


HOUSING COMMISSIONER


CHAIRMAN



RAJASTHAN HOUSING BOARD

STATEMENT NO - II

CREDIT

CAPITAL ACCOUNT AS ON 31ST MARCH, 2013

Amt. in Rs.


S.NO	PARTICULARS	BALANCE OF LOANS UP TO LAST YEAR 2011-12	AMOUNT RECEIVED DURING THE YEAR 2012-13	AMOUNT REPAID DURING THE YEAR 2012-13	BALANCE OF LOAN AS ON 31 ST MARCH 2013
I	LOANS				
1	LOAN FROM STATE GOVERNMENT	0.00	0.00	0.00	0.00
2	LOAN FROM HUDCO	0.00	0.00	0.00	0.00
3	<u>PUBLIC LOAN</u>				
	a) SECURED DEBENTURES	0.00	0.00	0.00	0.00
	b) UNSECURED DEBENTURES	0.00	0.00	0.00	0.00
4	LOANS FROM BANKS	177111600.00	0.00	32212000.00	144899600.00
5	LOANS FROM LIC	0.00	0.00	0.00	0.00
6	OTHER LOANS	0.00	0.00	0.00	0.00
	TOTAL LOANS	177111600.00	0.00	32212000.00	144899600.00
II	GRANTS				0.00
III	SALE PROCEEDS				0.00
IV	WITHDRAWAL FROM INTERNAL RESOURCES				0.00
V	OTHER RECEIPTS OF CAPITAL A/C TO BE SPECIFIED IN DETAIL				0.00
	TOTAL (I TO V)	177111600.00	0.00	32212000.00	144899600.00
	LESS:				
	PROVISION FOR REPAYMENT OF CAPITAL (DEBENTURE REDEMPTION FUND)				0.00
	GRAND TOTAL	177111600.00	0.00	32212000.00	144899600.00

Accounting policies and notes on Accounts as per statement No - V

PLACE : JAIPUR
DATED : 26/09/2013


FINANCIAL ADVISOR &
CHIEF ACCOUNTS OFFICER


HOUSING COMMISSIONER


CHAIRMAN



R A J A S T H A N H O U S I N G B O A R D

STATEMENT NO - 11
CAPITAL ACCOUNT AS ON 31st MARCH, 2013

DEBIT


Amt. in Rs.


S.NO	PARTICULARS	NET EXPENDITURE UPTO LAST YEAR 2011-12	EXPENDITURE DURING THE YEAR 2012-13	SALES WRITTEN OFF DURING THE YEAR 2012-13	NET EXPENDITURE UPTO 31st MARCH 2013
I.	<u>EXPENDITURE ON CAPITAL WORKS</u>				
	i) COST OF LAND	2604811469.54	273135720.00	0.00	2877947189.54
	ii) COST OF DEVELOPMENT	7956169181.31	1093366757.00	0.00	9049535938.31
	iii) COST OF CONSTRUCTION	23110572209.85	3013024180.00	0.00	26123596389.85
	iv) OTHER DIRECT CHARGES	1669736748.61	188527382.85	0.00	1858264131.46
	v) INDIRECT CHARGES	10207251062.82	1237733683.21	0.00	11444984746.03
	TOTAL	45548540672.13	5805787723.06	0.00	51354328395.19
	LESS:				
	SALES WRITTEN OFF	44474998316.05	5452370563.25	0.00	49927368879.30
	NET WORKS	1073542356.08	353417159.81	0.00	1426959515.89
	vi) CONSTRUCTION OF OFFICE BUILDING	122344956.00	8617653.00	12854977.00	118107632.00
	vii) ASHOK UDYAN AND TECHNOLOGY PARKS	55653209.00	672819.00	5610292.00	50715736.00
	viii) CONSTRUCTION OF CASTING YARD	428617.00	0.00	42862.00	385755.00
II.	TOOLS AND PLANTS	6084665.00	2600900.00	1107652.00	7577913.00
III.	FURNITURE ,FIXTURES ,OFFICE EQUIPMENTS &VEHICLES	12552302.78	7827547.00	3614370.00	16765479.78
IV.	<u>SUSPENSE</u>				
	i) STOCK	51272166.33	4092121.61	3999557.61	51364730.33
	ii) PURCHASES	336287.27	0.00	0.00	336287.27
	iii) DEPARTMENTAL MANUFACTURING	-56087.00	0.00	0.00	-56087.00
	iv) SERVICE ADVANCES	21459735.00	78146371.00	74524587.00	25081519.00
	v) STORE ADVANCES	44151468.78	16282.28	585659.61	43582091.45
	vi) OTHER ADVANCES	311470813.53	254628830.41	278501161.00	287598482.94
	TOTAL SUSPENSE	428634383.91	336883605.30	357610965.22	407907023.99
V.	MISCELLANEOUS EXPENDITURE CAPITALISED				


Accounting policies and notes on Accounts as per statement No.-V

PLACE : JAIPUR
DATED : 26/09/2013


FINANCIAL ADVISOR &
CHIEF ACCOUNTS OFFICER


HOUSING COMMISSIONER


CHAIRMAN



R A J A S T H A N H O U S I N G B O A R D

STATEMENT NO - III

DEPOSITS, FUNDS, ADVANCES AND INVESTMENTS AS ON 31st MARCH, 2013

Amt. in Rs.

S.NO	PARTICULARS		BALANCE UP TO LAST YEAR 2011-12	AMOUNT RECEIVED / ADJUSTED DURING THE YEAR 2012-13	AMOUNT PAID DURING THE YEAR 2012-13	BALANCE AS ON 31st MARCH 2013
III	DEPOSITS					
1.	DEPOSIT OF CONTRACTORS	CR	599991559.56	502948844.00	505813353.00	597127050.56
	TOTAL-1	CR	599991559.56	502948844.00	505813353.00	597127050.56
2.	REGISTRATION DEPOSIT					
)	SPECIAL REGISTRATION DEPOSIT	CR	0.00			0.00
)	GENERAL REGISTRATION DEPOSIT	CR	1042534898.07	226327265.00	168781555.00	1100080608.07
)	REGISTRATION OF SHOPS	CR	0.00			0.00
	TOTAL-2	CR	1042534898.07	226327265.00	168781555.00	1100080608.07
3.	OTHER DEPOSIT					
)	HIRE PURCHASE DEPOSIT	CR	1916420640.51	395645357.00	30843091.00	2281222906.51
)	MISCELLANEOUS DEPOSIT	CR	1836483908.59	1406223552.00	731367127.00	2511340333.59
)	SAVING DEPOSIT	CR	0.00			0.00
	TOTAL-3	CR	3752904549.10	1801868909.00	762210218.00	4792563240.10
4.	DEPOSIT FOR WORKS	CR	-58964615.23	1060000.00	5564667.90	-63469283.13
	TOTAL-4	CR	-58964615.23	1060000.00	5564667.90	-63469283.13
	TOTAL DEPOSIT	CR	5336466391.50	2532205018.00	1442369793.90	6426301615.60
5.	FUNDS					
)	PROVIDENT FUND / GENERAL PROVIDENT FUND	CR	-141829.00	56064650.00	56061119.00	-138298.00
)	ANCILLARY SERVICE SCHEME FUND	CR	237044170.66	22039975.00	1779841.00	257304304.66
)	DEBENTURE REDEMPTION FUND	CR	0.00			0.00
)	MAINTENANCE RESERVE FUND	CR	37350600.04			37350600.04
)	CONTINGENCY EQUALIZATION RESERVE FUND	CR	1536121445.51	300495237.14	283710188.20	1552906494.45
	TOTAL-5	CR	1810374387.21	378599862.14	341551148.20	1847423101.15
IV.	ADVANCES					
)	ADVANCES BEARING INTEREST	DR	-3452940.13	5396153.00	4489221.00	-4359872.13
)	ADVANCES NOT BEARING INTEREST	DR	1121352375.45	56725727.80	229194620.59	1293821268.24
	TOTAL-IV	DR	1117899435.32	62121880.80	233683841.59	1289461396.11
VII.	INVESTMENTS	DR	2000000.00	0.00	660499300.00	662499300.00


Accounting policies and notes on Accounts as per statement No.-V

PLACE : JAIPUR
DATED : 26/09/2013

(Signature)
FINANCIAL ADVISOR &
CHIEF ACCOUNTS OFFICER

(Signature)
HOUSING COMMISSIONER


(Signature)
CHAIRMAN



STATEMENT NO. IV

STATEMENT OF LOAN AS ON 31st MARCH, 2013

S.NO.	TYPE OF INVESTMENT	DATE OF INVESTMENT	DATE OF MATURITY	AMOUNT OF INVESTMENT	DATE OF ENCASHMENT	PRINCIPAL AMOUNT OF ENCASHMENT	CLOSING BALANCE AS ON 31.03.2013
1	<u>EQUITY SHARES OF AVL</u> (200000 SHARES @ Rs. 10/- EACH AT PAR)	24.04.2003	-	2000000.00	-	-	2000000.00
2	<u>EQUITY SHARES OF RAVIL</u> (49930 SHARES @ Rs. 10/- EACH AT PAR)	16.07.2012	-	499300.00	-	-	499300.00
3	<u>EQUITY SHARES OF JMRC</u> (SHARES YET TO BE ALLOTTED)	-	-	660000000.00	-	-	660000000.00
	TOTAL			662499300.00	-	-	662499300.00


FINANCIAL ADVISOR &
CHIEF ACCOUNTS OFFICER


HOUSING COMMISSIONER


CHAIRMAN

