

R A J A S T H A N H O U S I N G B O A R D

BALANCE SHEET AS ON 31st MARCH, 2014

COMPARATIVE FIGURES OF LAST YEAR 2012 - 013	L I A B I L I T I E S D E T A I L S	A M O U N T (RUPEES)	COMPARATIVE FIGURES OF LAST YEAR 2012 - 013	A S S E T S D E T A I L S	A M O U N T (RUPEES)
144899600.00	CAPITAL LOAN (AS PER STATEMENT NO II CR)	112687600.00	1073542356.08	PROPERTIES (WORKS) B/F (2012-2013)	1426959515.89
6426301615.60	DEPOSITS (AS PER STATEMENT NO III)	7084985544.35	5805787723.06	ADD : DURING THE YEAR	10442290030.31
0.00	EMPLOYEES P.F./GPF (AS PER STATEMENT NO III)	0.00	5452370563.25	LESS: SALES WRITTEN OFF	9834168739.10
257304304.66	ANCILLARY SERVICE SCHEME FUND (AS PER STATEMENT NO III)	300264757.66	1426959515.89	NET : PROPERTIES (AS PER STATEMENT NO II DR)	2035080807.10
0.00	DEBENTURE REDEMPTION FUND(AS PER STATEMENT NO III)	0.00	122344956.00	OFFICE BUILDING B/F (2012-2013)	118107632.00
37350600.04	MAINTENANCE RESERVE FUND (AS PER STATEMENT NO III)	37350600.04	8617653.00	ADD : DURING THE YEAR	27469236.00
1536121445.51	CONTINGENCIES EQUALIZATION RESERVE FUND	1552906494.45	12854977.00	LESS: DEPRECIATION	13475457.00
300495237.14	ADD : DURING THE YEAR (CHARGED TO WORKS)	505794544.12	113107632.00	NET : OFFICE BUILDING (AS PER STATEMENT NO II DR)	132101411.00
283710188.20	LESS : C.E.R UTILISED	268140822.00	55653209.00	ASHOK UDYAN AND TECHNOLOGY PARKS B/F(2012-2013)	50715736.00
1552906494.45	NET : C.E.R (AS PER STATEMENT NO III)	1790560216.57	672819.00	ADD : DURING THE YEAR	4600497.00
6328781.77	SUSPENSE	7908679.77	5610292.00	LESS: DEPRECIATION	5509561.00
959882351.90	INTEREST DUE BUT NOT PAID	890433395.90	50715736.00	NET : ASHOK UDYAN AND TECHNOLOGY PARKS (AS PER STATEMENT NO II DR)	49806672.00
300000000.00	LIABILITY FOR PENSION FUND	400000000.00	428617.00	CONSTRUCTION OF CASTING YARDS B/F (2012-2013)	385755.00
414507474.00	LIABILITY FOR INCOME TAX	414507474.00	0.00	ADD : DURING THE YEAR	0.00
9366853.00	LIABILITY FOR FBT	9366853.00	42862.00	LESS : DEPRECIATION	38576.00
	UNLIQUIDATED LIABILITIES (UP TO 2012-2013)		385755.00	NET : CASTING YARDS(AS PER STATEMENT NO II DR)	347179.00
1890000.00	PAY & ALLOWANCES	1890000.00	6084665.00	TOOLS AND PLANTS B/F (2012-2013)	7577913.00
866257.00	AUDIT FEES	0.00	2600900.00	ADD : DURING THE YEAR	2415640.00
291751.00	OTHERS	291751.00	1107652.00	LESS: DEPRECIATION	1389422.00
	UNLIQUIDATED LIABILITIES (2013 - 2014)		7577913.00	NET : TOOLS & PLANTS(AS PER STATEMENT NO II DR)	8604131.00
15000000.00	PAY & ALLOWANCES	14900000.00	12552302.78	FURNITURE, FIXTURES, OFFICE EQUIPMENTS & VEHICLES B/F(2012-2013)	16765479.78
2000000.00	AUDIT FEES	3624000.00	7827547.00	ADD : DURING THE YEAR	1175416.00
8458369.00	OTHERS	12843257.00	3614370.00	LESS: DEPRECIATION	2773248.00
28506377.00	TOTAL UNLIQUIDATED LIABILITIES	33549008.00	16765479.78	NET : FURNITURE, FIXTURES, OFFICE EQUIPMENTS & VEHICLES (AS PER STATEMENT NO II DR)	15167647.78
3294056388.67	REVENUE SURPLUS B/F (2012-2013)	3820810294.55	428634383.91	SUSPENSE "WORKS" (2012-2013)	407907023.99
0.00	LESS: INCOME TAX	0.00	336883605.30	ADD : DURING THE YEAR	683637094.00
526753905.88	ADD: REVENUE SURPLUS B/F (2013-2014) (TRANSFERRED FROM NET REVENUE A/C)	977997624.93	357610965.22	LESS: ADJUSTED DURING THE YEAR	41098630.00
			407907023.99	NET : SUSPENSES WORKS (AS PER STATEMENT NO II DR)	1050445487.99
			0.00	MISC. EXPENSES CAPITALISED B/F (2012-2013)	0.00
			0.00	LESS : TRANSFERRED TO REVENUE A/C	0.00
			0.00	NET : MISC. EXPENSES CAPITALISED	0.00
			138298.00	EMPLOYEES P.F./GPF (AS PER STATEMENT NO III)	70317.00
			1289461396.11	ADVANCES(AS PER STATEMENT NO III)	2009042915.57
			456653650.35	SUNDRY DEBTORS (HIRE PURCHASE INSTALMENTS INCLUDING INTEREST)	956872333.84
			105824943.70	INTEREST ACCRUED BUT NOT RECEIVED	105837515.70
			0.00	SUSPENSE	0.00
			131245983.70	REMITTANCES TO UNITS IN TRANSIT	113695518.70
			662499300.00	INVESTMENT (AS PER STATEMENT NO III & IV)	1002499300.00
			121931.72	CASH IN HAND	37345.76
			9283800187.73	BALANCES WITH BANK (INCLUDING LTD.STD)	8400813466.33
13958164746.97	T O T A L	15880422048.77	13958164746.97	T O T A L	15880422048.77


Accounting policies and notes on Accounts as per statement No - V

PLACE : JAIPUR
DATED : 20/09/2014

Account
FINANCIAL ADVISOR &
CHIEF ACCOUNTS OFFICER

gnote
HOUSING COMMISSIONER

Chairman
CHAIRMAN



R A J A S T H A N H O U S I N G B O A R D

REVENUE ACCOUNT FOR THE YEAR 2013-14

COMPARATIVE FIGURES OF LAST YEAR 2012-013	P A R T I C U L A R S (E X P E N D I T U R E S)	DETAILS	AMOUNT (RUPEES)	COMPARATIVE FIGURES OF LAST YEAR 2012-013	P A R T I C U L A R S (R E C E I P T S)	DETAILS	AMOUNT (RUPEES)
614290502.00	TC PAY & ALLOWANCES		1220658167.89	0.00	BY GRANTS		0.00
4427765.86	(I) SALARIES	686301045.00		159704561.00	BY FEES, FINES & FORFEITURES		140378279.00
22838018.13	(II) TRAVELLING ALLOWANCE	4932593.00		0.00	BY PENAL INTEREST ON LATE DEPOSITS		181311991.29
2607585.00	(III) MEDICAL ALLOWANCE	24038474.89		13391657.00	BY SALE OF PLANS, TENDERS ETC.		8143205.00
806082.00	(IV) LEAVE SALARY & PENSION CONTRIBUTION	2250499.00		0.00	BY LEAVE SALARY & PENSION CONTRIBUTION		0.00
1490.00	(V) CONTRIBUTION TO EMPLOYEES'S P.F.	1136368.00		171837.00	BY RECOVERY OF EXPENDITURES		139108.98
101535690.00	(VI) FEES & ALLOWANCES TO BOARD MEMBERS	1740.00		21053354.00	BY SALE OF APPLICATION FORMS ETC.		20563547.44
546013248.00	(VII) OTHER ITEMS	150455651.00		1943638918.66	BY INTEREST RECEIVED	1585552592.84	
	(VIII) CONTRIBUTION TO EMPLOYEES PENSION FUND	351541797.00		1943638918.66	LESS: AMOUNT TRANSFERRED TO NET REVENUE A/C	1585552592.84	
			255245606.23				
16437701.00	TO OFFICE CONTINGENCIES						
5615866.72	(I) STATIONARY & PRINTING	14447114.95					
393649.00	(II) P & T (Tel. + Postage) (2464052.00 + 3561006.00)	6025058.00					
185793383.00	(III) BOOKS & PERIODICALS	350669.00		102857163.04	BY OTHER RECEIPTS		150537632.93
5437284.00	(IV) ADVERTISEMENT & PUBLICITY	165210609.00		1530763411.28	BY REVENUE DEFICIT (TRANSFERRED TO NET REVENUE A/C)		1009513867.57
	(V) LEGAL EXPENSES	5914918.00					
	(VI) RENT INCLUDING LIGHT AND WATER CHARGES						
6257912.00	(a) OFFICE	6564731.00					
156058.00	(b) CHAIRMAN'S RESIDENCE	108061.00					
20317242.00	(VII) MAINTENANCE OF OFFICE BUILDING	21144136.00					
10967917.00	(VIII) CONVEYANCE CHARGES	11926822.00					
2715471.00	(IX) MAINTENANCE & RUNNING OF VEHICLES	2426687.00					
1218923.20	(X) LIVERIES	1497845.00					
2000000.00	(XI) FEES TO AUDITORS	4195008.00					
645033.00	(XII) ENTERTAINMENT & HOSPITALITY (6872.00 + 1002248.00)	1009120.00					
950612.00	(XIII) REPAIR & MAINTENANCE OF FURNITURE & OTHER APPLIANCES	1005949.00					
10022747.37	(XIV) OTHER ITEMS	13418878.28					
	INTEREST						
18188147.51	TO INTEREST PAID	15514331.00					
432066546.01	LESS: AMOUNT CAPITALISED	817473230.66					
-413878398.50	AMOUNT TRASFERRED TO NET REVENUE A/C	-801958899.66					
0.00	TO EXPENDITURE ON ISSUE OF DEBENTURES		0.00				
1345563.00	TO EXPENDITURE ON INVESTIGATION & RESEARCH		913193.00				
0.00	TO MISC. EXP. CAPITALISED/WRITTEN OFF		0.00				
747369594.00	TO MISC. GRANTS		931746962.22				
0.00	TO LOSSES WRITTEN OFF		0.00				
0.00	TO SUSPENSE		0.00				
	TO DEPRECIATION						
12854977.00	ON OFFICE BUILDING	13475457.00					
5610292.00	ON ASHOK UDYAN & TECHNOLOGY PARK	5509561.00					
3614370.00	ON FURNITURE, FIXTURE, OFFICE EQUIPMENT & VEHICLES	2773248.00					
42862.00	ON CASTING YARD	38576.00					
22122501.00	TOTAL: DEPRECIATION	21796842.00	21796842.00				
164272.00	TO MAINTENANCE & REPAIRS OF TOOLS & PLANTS	49393.00					
1107652.00	ADD: DEPRECIATION ON TOOLS & PLANTS	1389422.00					
1271924.00	TOTAL	1438815.00					
23865147.07	LESS: EXPENDITURE CHARGED TO WORKS	42462150.37					
-22593223.07	NET TOOLS & PLANTS	-41023335.37	-41023335.37				
-481752631.89	ADMINISTRATIVE EXPENDITURE CAPITALISED		-878749803.76				
	TO REVENUE SURPLUS(GROSS) (TRANSFERRED TO NET REVENUE A/C)						
1827941983.32	T O T A L		1510587632.21	1827941983.32	T O T A L		1510587632.21


Accounting policies and notes on Accounts as per statement No - V

PLACE : JAIPUR
DATED : 30/09/2014


FINANCIAL ADVISOR &
CHIEF ACCOUNTS OFFICER


HOUSING COMMISSIONER


CHAIRMAN



R A J A S T H A N H O U S I N G B O A R D

NET REVENUE ACCOUNT FOR THE YEAR 2013-14

COMPARATIVE FIGURES OF LAST YEAR 2012 - 013	P A R T I C U L A R S (E X P E N D I T U R E S)	DETAILS	AMOUNT (RUPEES)	COMPARATIVE FIGURES OF LAST YEAR 2012 - 013	P A R T I C U L A R S (R E C E I P T S)	DETAILS	AMOUNT (RUPEES)
1530763411.28	TO BALANCE B/F FROM REVENUE ACCOUNT		1009513867.57		BY BALANCE B/F FROM REVENUE ACCOUNT		
-413878398.50	TO INTEREST PAID (TRANSFERRED FROM REVENUE ACCOUNT)		-801958899.66	1943638918.66	BY INTEREST RECEIVED (TRANSFERRED FROM REVENUE ACCOUNT)		1585552592.84
	TO OTHER ITEMS TO BE SPECIFIED			0.00	BY OTHER ITEMS TO BE SPECIFIED		0.00
0.00	(i) TRANSFERRED TO CER	0.00					
0.00	(ii) EXPENDITURE ON BEAUTIFICATION OF CITIES	0.00					
0.00	(iii) REBATE IN COST OF HOUSES ON SALE	0.00					
300000000.00	(iv) PROVISION FOR PENSION FUND	400000000.00					
0.00	(v) PROVISION FOR I- TAX	0.00		0.00	BY CER UTILISED		0.00
0.00	(vi) FBT	0.00					
300000000.00	TOTAL	400000000.00	400000000.00				
526753905.88	TO NET REVENUE SURPLUS (TRANSFERRED TO BALANCE SHEET)		977997624.93		BY NET DEFICIT (TRANSFERRED TO BALANCE SHEET)		
1943638918.66	T O T A L		1585552592.84	1943638918.66	T O T A L		1585552592.84


Accounting policies and notes on Accounts as per statement No - V

PLACE : JAIPUR
DATED : 30/09/2014

[Signature]
FINANCIAL ADVISOR &
CHIEF ACCOUNTS OFFICER

[Signature]
HOUSING COMMISSIONER

[Signature]
CHAIRMAN



As per our audit report of even date attached to
PARAKH & COMPANY
CHARTERED ACCOUNTANTS
[Signature]
PARTNER

RAJASTHAN HOUSING BOARD, JAIPUR

STATEMENT NO. I

STATEMENT OF LOAN AS ON 31st MARCH, 2014

S.NO.	DESCRIPTION OF LOAN	BALANCE OF LOAN AT THE END OF LAST YEAR 2012-2013	AMOUNT BORROWED DURING 2013-2014	RATE OF INTEREST	AMOUNT REPAYED DURING 2013-2014	BALANCE OF LOAN AS ON 31.03.2014
V)	LOAN FROM BANKS					
1	NATIONAL HOUSING BANK	144899600.00	-	-	32212000.00	112687600.00
	TOTAL	144899600.00	-	-	32212000.00	112687600.00


**FINANCIAL ADVISOR &
 CHIEF ACCOUNTS OFFICER**


HOUSING COMMISSIONER


CHAIRMAN

RAJASTHAN HOUSING BOARD

STATEMENT NO - II

CREDIT

CAPITAL ACCOUNT AS ON 31st MARCH, 2014

Amt. in Rs.

S.NO	PARTICULARS	BALANCE OF LOANS UP TO LAST YEAR 2012-13	AMOUNT RECEIVED DURING THE YEAR 2013-14	AMOUNT REPAID DURING THE YEAR 2013-14	BALANCE OF LOAN AS ON 31 st MARCH 2014
I	LOANS				
1	LOAN FROM STATE GOVERNMENT	0.00	0.00	0.00	0.00
2	LOAN FROM HUDCO	0.00	0.00	0.00	0.00
3	<u>PUBLIC LOAN</u>				
	a) SECURED DEBENTURES	0.00	0.00	0.00	0.00
	b) UNSECURED DEBENTURES	0.00	0.00	0.00	0.00
4	LOANS FROM BANKS	144899600.00	0.00	32212000.00	112687600.00
5	LOANS FROM LIC	0.00	0.00	0.00	0.00
6	OTHER LOANS	0.00	0.00	0.00	0.00
	TOTAL LOANS	144899600.00	0.00	32212000.00	112687600.00
II	GRANTS				0.00
III	SALE PROCEEDS				0.00
IV	WITHDRAWAL FROM INTERNAL RESOURCES				0.00
V	OTHER RECEIPTS OF CAPITAL A/C TO BE SPECIFIED IN DETAIL				0.00
	TOTAL (I TO V)	144899600.00	0.00	32212000.00	112687600.00
	LESS:				
	PROVISION FOR REPAYMENT OF CAPITAL (DEBENTURE REDEMPTION FUND)				0.00
	GRAND TOTAL	144899600.00	0.00	32212000.00	112687600.00

Accounting policies and notes on Accounts as per statement No. - V

PLACE : JAIPUR
DATED : 26/09/2013


FINANCIAL ADVISOR &
CHIEF ACCOUNTS OFFICER


HOUSING COMMISSIONER


CHAIRMAN

R A J A S T H A N H O U S I N G B O A R D

STATEMENT NO - II
CAPITAL ACCOUNT AS ON 31st MARCH, 2014

DEBIT

Amt. in Rs.

S.NO	PARTICULARS	NET EXPENDITURE UPTO LAST YEAR 2012-13	EXPENDITURE DURING THE YEAR 2013-14	SALES WRITTEN OFF DURING THE YEAR 2013-14	NET EXPENDITURE UPTO 31st MARCH 2014
I.	<u>EXPENDITURE ON CAPITAL WORKS</u>				
	i) COST OF LAND	2877947189.54	285435855.96	0.00	3163383045.50
	ii) COST OF DEVELOPMENT	9049535938.31	1541066462.00	0.00	10590602400.31
	iii) COST OF CONSTRUCTION	26123596389.85	6197462874.00	0.00	32321059263.85
	iv) OTHER DIRECT CHARGES	1858264131.46	194489532.34	0.00	2052753663.80
	v) INDIRECT CHARGES	11444984746.03	2223835306.01	0.00	13668820052.04
	TOTAL	51354328395.19	10442290030.31	0.00	61796618425.50
	LESS : SALES WRITTEN OFF	49927368879.30	9834168739.10	0.00	59761537618.40
	NET WORKS	1426959515.89	608121291.21	0.00	2035080807.10
	vi) CONSTRUCTION OF OFFICE BUILDING	118107632.00	27469236.00	13475457.00	132101411.00
	vii) ASHOK UDYAN AND TECHNOLOGY PARKS	50715736.00	4600497.00	5509561.00	49806672.00
	viii) CONSTRUCTION OF CASTING YARD	385755.00	0.00	38576.00	347179.00
II.	TOOLS AND PLANTS	7577913.00	2415640.00	1389422.00	8604131.00
III.	FURNITURE ,FIXTURES ,OFFICE EQUIPMENTS &VEHICLES	16765479.78	1175416.00	2773248.00	15167647.78
IV.	<u>SUSPENSE</u>				
	i) STOCK	51364730.33	11489893.00	10343209.00	52511414.33
	ii) PURCHASES	336287.27	0.00	0.00	336287.27
	iii) DEPARTMENTAL MANUFACTURING	-56087.00	0.00	0.00	-56087.00
	iv) SERVICE ADVANCES	25081519.00	2250605.00	10227433.00	17104691.00
	v) STORE ADVANCES	43582091.45	0.00	16299.00	43565792.45
	vi) OTHER ADVANCES	287598482.94	669896596.00	20511689.00	936983389.94
	TOTAL SUSPENSE	407907023.99	683637094.00	41098630.00	1050445487.99
V.	MISCELLANEOUS EXPENDITURE CAPITALISED				

Accounting policies and notes on Accounts as per statement No.-V

PLACE : JAIPUR
DATED : 24/09/2014


FINANCIAL ADVISOR &
CHIEF ACCOUNTS OFFICER


HOUSING COMMISSIONER


CHAIRMAN

R A J A S T H A N H O U S I N G B O A R D

STATEMENT NO - III

DEPOSITS, FUNDS, ADVANCES AND INVESTMENTS AS ON 31st MARCH, 2014

Amt. in Rs.

S.NO	PARTICULARS		BALANCE UP TO LAST YEAR 2012-13	AMOUNT RECEIVED / ADJUSTED DURING THE YEAR 2013-14	AMOUNT PAID DURING THE YEAR 2013-14	BALANCE AS ON 31st MARCH 2014
III	DEPOSITS					
1.	DEPOSIT OF CONTRACTORS	CR	597127050.56	844975486.00	462305063.00	979797473.56
	TOTAL-1	CR	597127050.56	844975486.00	462305063.00	979797473.56
2.	REGISTRATION DEPOSIT					
)	SPECIAL REGISTRATION DEPOSIT	CR	0.00			0.00
)	GENERAL REGISTRATION DEPOSIT	CR	1100080608.07	424326808.00	200936493.00	1323470923.07
)	REGISTRATION OF SHOPS	CR	0.00			0.00
	TOTAL-2	CR	1100080608.07	424326808.00	200936493.00	1323470923.07
3.	OTHER DEPOSIT					
)	HIRE PURCHASE DEPOSIT	CR	2281222906.51	221963247.00	125709722.00	2377476431.51
)	MISCELLANEOUS DEPOSIT	CR	2511340333.59	2332996094.18	2155714576.53	2688621851.24
)	SAVING DEPOSIT	CR	0.00			0.00
	TOTAL-3	CR	4792563240.10	2554959341.18	2281424298.53	5066098282.75
4.	DEPOSIT FOR WORKS	CR	-63469283.13	8069536.00	228981387.90	-284381135.03
	TOTAL-4	CR	-63469283.13	8069536.00	228981387.90	-284381135.03
	TOTAL DEPOSIT	CR	6426301615.60	3832331171.18	3173647242.43	7084985544.35
5.	FUNDS					
)	PROVIDENT FUND / GENERAL PROVIDENT FUND	CR	-138298.00	60696461.00	60628480.00	-70317.00
)	ANCILLARY SERVICE SCHEME FUND	CR	257304304.66	47693512.00	4733059.00	300264757.66
)	DEBENTURE REDEMPTION FUND	CR	0.00			0.00
)	MAINTENANCE RESERVE FUND	CR	37350600.04			37350600.04
)	CONTINGENCY EQUALIZATION RESERVE FUND	CR	1552906494.45	505794544.12	268140822.00	1790560216.57
	TOTAL-5	CR	1847423101.15	614184517.12	333502361.00	2128105257.27
IV.	ADVANCES					
)	ADVANCES BEARING INTEREST	DR	-4359872.13	6928971.00	4682684.00	-6606159.13
)	ADVANCES NOT BEARING INTEREST	DR	1293821268.24	4438654.79	726266461.25	2015649074.70
	TOTAL-IV	DR	1289461396.11	11367625.79	730949145.25	2009042915.57
VII.	INVESTMENTS	DR	662499300.00	0.00	340000000.00	1002499300.00

Accounting policies and notes on Accounts as per statement No.-V

PLACE : JAIPUR
DATED : 24/09/2014


FINANCIAL ADVISOR &
CHIEF ACCOUNTS OFFICER


HOUSING COMMISSIONER


CHAIRMAN

RAJASTHAN HOUSING BOARD, JAIPUR
STATEMENT NO. IV
STATEMENT OF LOAN AS ON 31st MARCH, 2014

S.NO.	TYPE OF INVESTMENT	DATE OF INVESTMENT	DATE OF MATURITY	AMOUNT OF INVESTMENT	DATE OF ENCASHMENT	PRINCIPAL AMOUNT OF ENCASHMENT	CLOSING BALANCE AS ON 31.03.2014
1	<u>EQUITY SHARES OF RAVIL</u> (200000 SHARES @ Rs. 10/- EACH AT PAR)	24.04.2003	-	2000000.00	-	-	2000000.00
	<u>EQUITY SHARES OF RAVIL</u> (49930 SHARES @ Rs. 10/- EACH AT PAR)	16.07.2012	-	499300.00	-	-	499300.00
2	<u>EQUITY SHARES OF JMRC</u> (SHARES YET TO BE ALLOTTED)	2012-13	-	660000000.00	-	-	660000000.00
	<u>EQUITY SHARES OF JMRC</u> (SHARES YET TO BE ALLOTTED)	2013-14	-	340000000.00	-	-	340000000.00
	TOTAL			1002499300.00	-	-	1002499300.00


**FINANCIAL ADVISOR &
 CHIEF ACCOUNTS OFFICER**


HOUSING COMMISSIONER


CHAIRMAN