

Municipal Corporation Jodhpur, South

Bidder Registration Process

Welcome to the eAuction portal of Municipal Corporation Jodhpur, South. In order to participate in any eAuction of the department, it is mandatory for the prospective bidders to register on the portal. In order to register please follow the instructions given below:

नगर निगम जोधपुर- साउथ के e-आक्शन पोर्टल में आपका स्वागत है - विभाग के किसी भी नीलामी में भाग लेने के लिए बोली लगाने वालों को अनिवार्य रूप से इस पोर्टल पर रजिस्टर करना होगा। रजिस्टर करने के लिए कृपया नीचे दिए गए निर्देश का पालन करें:

Please visit Website: <https://nnjsouth.procure247.com>

For New registration click on “Bidder Registration” and fill the required details

नए पंजीकरण के लिए - कृपया "Bidder Registration" पर क्लिक करें और आवश्यक विवरण भरें।

The screenshot shows the NNJS eAuction portal interface. At the top, there is a blue header with the date and time "11-05-2021 12:08:31" and a "Skip to Main Content" link. The NNJS logo is on the left, and navigation links for "Home", "Bidder Registration", and "Login" are on the right. A blue callout bubble points to the "Bidder Registration" link with the text "Please click here for Bidder Registration". Below the header is a search bar with the text "Search Auction by Auction ID / Market Committee name" and buttons for "Search" and "Advance Search". Under the search bar are tabs for "LIVE", "CLOSED (3)", "CANCELLED", and "ALL". The main content area displays a list of auctions:

- 1) Auction ID : 1532
Demo - eAuction for the sale of property at - Jodhpur
Test Department
Start Date : 04-05-2021 11:41:00 End Date : 10-05-2021 19:00:00
Event Notice, Document
- 2) Auction ID : 1525
Demo - eAuction for the sale of property at - Jodhpur
Test Department
Start Date : 27-04-2021 12:35:00 End Date : 30-04-2021 19:00:00
Event Notice, Document
- 3) Auction ID : 1484
Demo - eAuction for the sale of property at - Jodhpur
Test Department
Event Notice, Document

At the bottom right, there is a link to "Activate W Go to PC setti".

Step 1: Profile Registration: प्रोफाइल पंजीकरण

[Home](#) [Bidder Registration](#) [Login](#)

Bidder Registration (*) Mandatory

1 **Profile Registration** 2 **Upload supporting document**

Login Detail

Email ID : *

✔ Okay

Password : * Confirm Password : *

Company Detail

User Type : *

Person Name, Joint holder name (if any) : *

Address : *

City : *

Mobile No. : *

Country : *

State : *

Phone No:

Website :

Bank Account Detail for EMD Refund

PAN No. :

Bank Name : *


Bank Account No. : *

Account Holder Name : *

IFSC Code : *

Confirm Bank Account No. : *

- It will be the responsibility of the Bidder to ensure the validity & authenticity of the details entered.
- Please note that any Amount to be Refunded, if required, will be in this specific Account only.

Verification Code: * 
(Enter the text you see in this image)

I Agree to Terms & Conditions and Privacy Policy

Register Clear

Fill the form and click here for 2nd Step

Step 2: Registration fees: पंजीकरण शुल्क

After successful filling of Profile registration form, bidders have to pay the registration fees to complete the registration process. Please follow below mentioned steps to pay the registration fees.

प्रोफ़ाइल पंजीकरण फॉर्म भरने के बाद बोलीदाताओं को पंजीकरण प्रक्रिया को पूरा करने के लिए पंजीकरण शुल्क का भुगतान करना होगा। पंजीकरण शुल्क का भुगतान करने के लिए कृपया नीचे दिए गए चरणों का पालन करें।

Registration Fees (*) Mandatory

1 Profile Registration Completed

2 **Registration Fees**

In case of the payment being made through the mode of Challan (RTGS/ NEFT), Bidders are requested to make the payment at least Two (Bank) Working Days before the Payment Submission Deadline to avoid any issues related to non-receipt of the Payment.

Registration Fees	:	590.00
Payment Type	:	Payment Gateway
Payment Gateway	:	TPSL

[Click here to Pay](#)

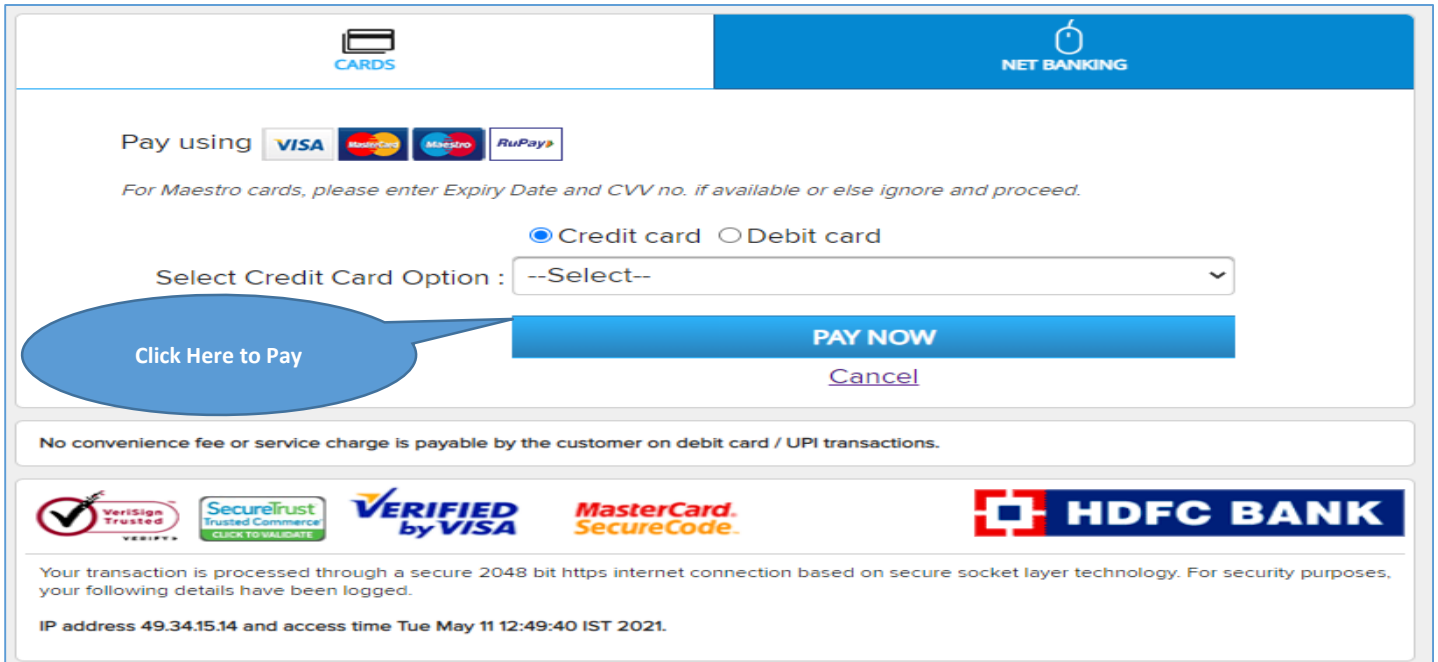
[Pay](#)

Bidder will get the below mentioned screen to select the payment options like “Cards” or “Net Banking”.

बोलीदाता को "कार्ड" या "नेट बैंकिंग" जैसे भुगतान विकल्पों का चयन करने के लिए नीचे दी गई स्क्रीन मिलेगी।





Bidders can select any option and can make the payment to complete the registration process.

बोलीदाता किसी भी विकल्प का चयन कर सकते हैं और पंजीकरण प्रक्रिया को पूरा करने के लिए भुगतान कर सकते हैं।



CARDS

NET BANKING

Pay using    

For Maestro cards, please enter Expiry Date and CVV no. if available or else ignore and proceed.

Credit card Debit card






Select Credit Card Option : --Select--

PAY NOW

[Cancel](#)

Click Here to Pay

No convenience fee or service charge is payable by the customer on debit card / UPI transactions.

Your transaction is processed through a secure 2048 bit https internet connection based on secure socket layer technology. For security purposes, your following details have been logged.

IP address 49.34.15.14 and access time Tue May 11 12:49:40 IST 2021.

Bidder Registration Process Completes Here

बोलीदाता पंजीकरण प्रक्रिया यहां पूरी होती है