

Municipal Corporation Jodhpur – South

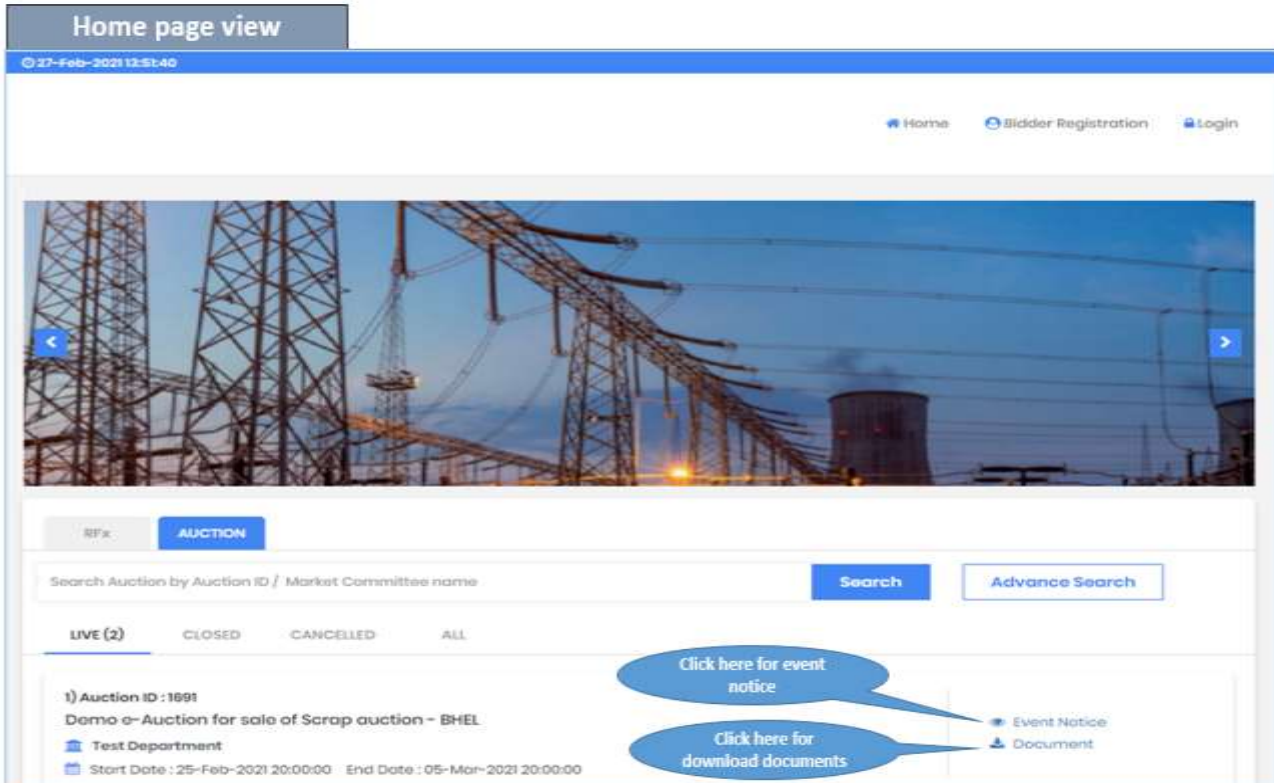
Bidding Process

Welcome to the eAuction portal of Municipal Corporation Jodhpur –South. नगर निगम जोधपुर- साउथ के e-आक्शनपोर्टल में आपका स्वागत है

Website: <https://nnjsouth.procure247.com>

After successful registering on portal – bidders can proceed for the eAuction Participation.

पोर्टल पर सफल पंजीकरण के बाद - बोलीदाता ई-नीलामी भागीदारी के लिए आगे बढ़ सकते हैं।



The screenshot shows the home page of the eAuction portal. At the top, there is a navigation bar with links for Home, Bidder Registration, and Login. Below this is a large banner image of an industrial facility. The main content area features a search bar for Auction ID or Market Committee name, with Search and Advance Search buttons. Below the search bar, there are tabs for LIVE (2), CLOSED, CANCELLED, and ALL. A list of auctions is displayed, including one with Auction ID 1691, titled 'Demo e-Auction for sale of Scrap auction - BHEL', organized by the Test Department. The start date is 25-Feb-2021 20:00:00 and the end date is 05-Mar-2021 20:00:00. Two callout boxes point to the 'Event Notice' and 'Document' links in the auction details.

Before getting login to the website bidders could be able to see the event notice and download the “Documents” if any uploaded by the department.

वेबसाइट पर लॉग इन करने से पहले बोली लगाने वाले “इवेंट नोटिस” देख सकते हैं और यदि विभाग द्वारा अपलोड किया गया है तो "दस्तावेज" डाउनलोड कर सकते हैं।

Now to logon please click on Login Tab given on the website: And enter registered eMail Id and Password.

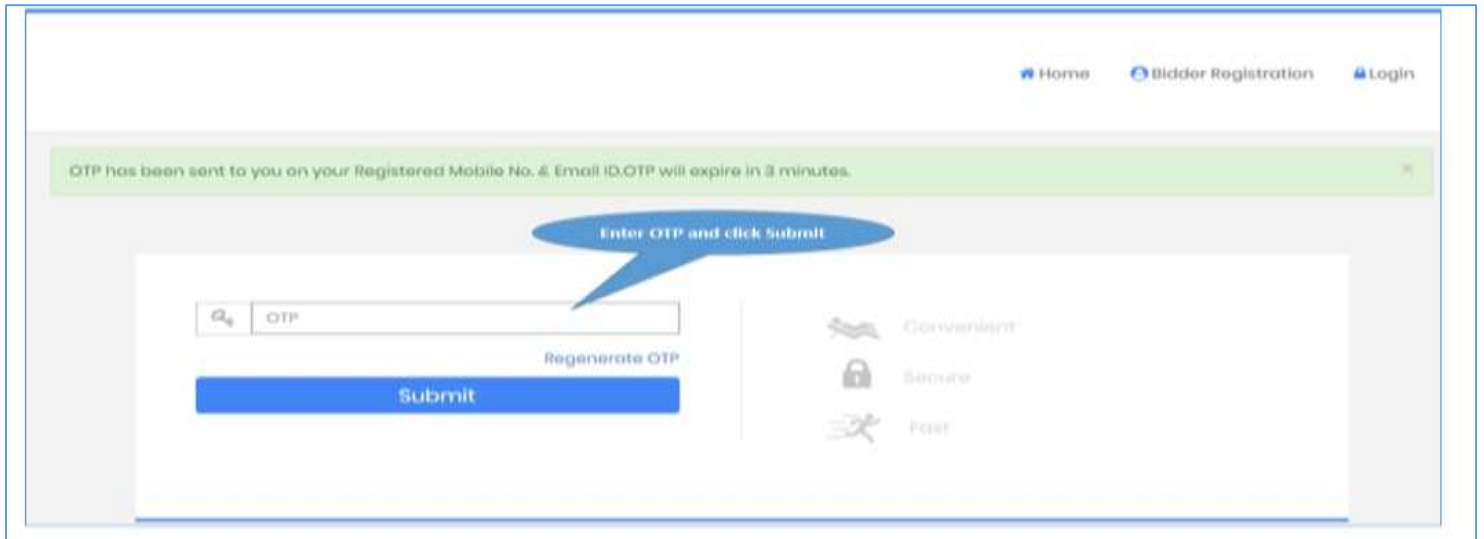
अब लॉगिन करने के लिए वेबसाइट पर दिए गए “Login” टैब पर क्लिक करें: और पंजीकृत ई-मेल आईडी और पासवर्ड दर्ज करें

'On click to Login tab - system will send 4 Digit OTP to bidder's registered mobile number and email id

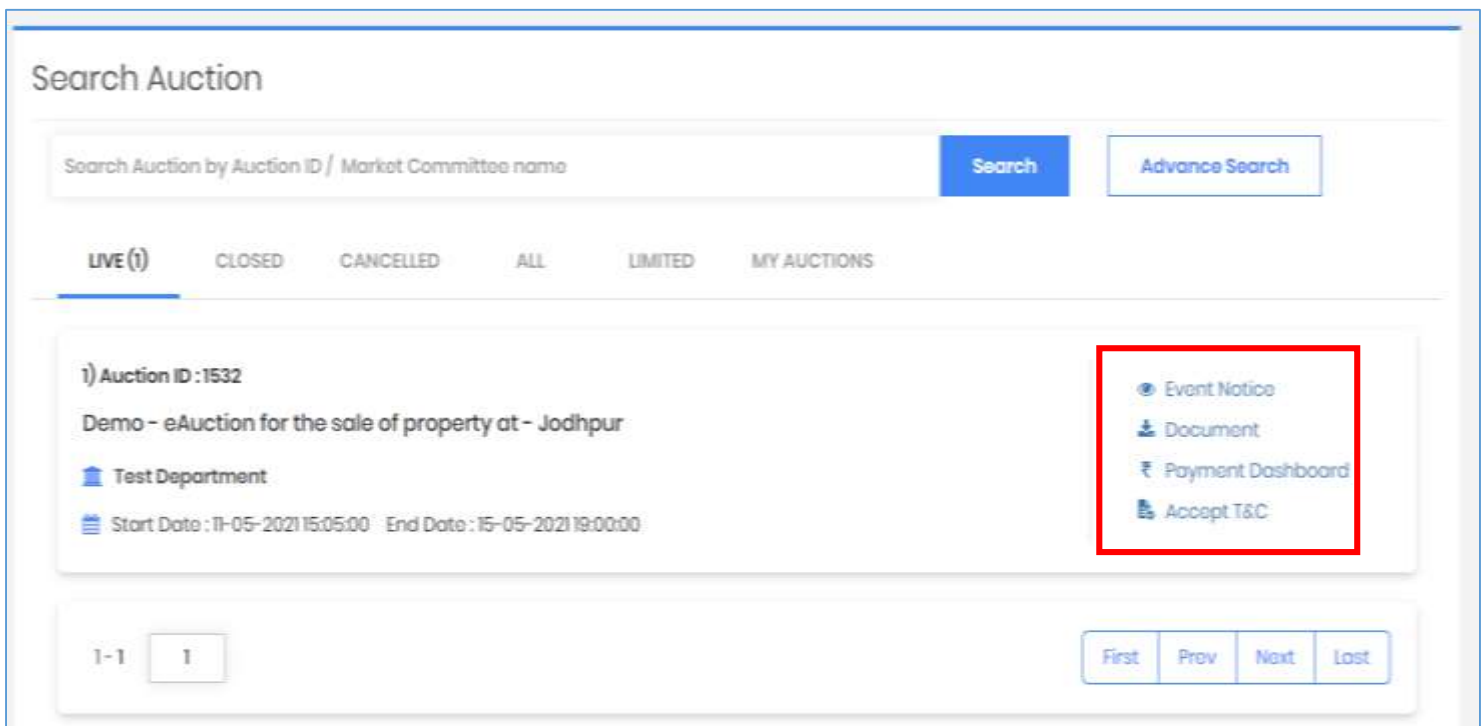
लॉगिन टैब पर क्लिक करने पर - सिस्टम बिडर के पंजीकृत मोबाइल नंबर और ईमेल आईडी पर 4 अंकों का ओटीपी भेजेगा

Bidders has to verify the OTP and shall click on Submit to for the successful login. Same can be seen in below attached image.

बोलीदाताओं को OTP सत्यापित करना होगा और सफल लॉगिन के लिए Submit पर क्लिक करना होगा। वह नीचे संलग्न छवि में देखा जा सकता है।



Home Screen after Login - लॉगिन के बाद होम स्क्रीन



After successful login - bidders would be able to see the complete event notice, download documents and click on could accept terms and condition tab.

And could make the payment for EMD using payment dashboard option

सफल लॉगिन के बाद - बोलीदाता पूरी "Event Notice" देख सकते हैं, "Document" डाउनलोड कर सकते हैं और शर्तों और शर्त टैब (Accept T&C) को स्वीकार कर सकते हैं।

और "Payment Dashboard" विकल्प का उपयोग करके EMD के लिए भुगतान कर सकता है

1 – Event Notice -

Below is the screen for "Event Notice" - नीचे "Event Notice" के लिए स्क्रीन है

Further bidders can download the complete scheme related documents like terms and condition and maps by click on "Document" on website. इसके अलावा बोलीदाता वेबसाइट पर "दस्तावेज़ पर क्लिक करके पूरी योजना से संबंधित दस्तावेज़ जैसे नियम और शर्त और नक्शे डाउनलोड कर सकते हैं।

Auction Notice « Go Back

General Detail

Department	:	Test Department	Authority	:	Demo Test Officer-Test Officer
Reference No.	:	-			
Auction Brief	:	Demo - eAuction for the sale of property at - Jodhpur			
Auction Detail	:	Demo - eAuction for the sale of property at - Jodhpur			

Bid Submission Rule

Bid Evaluation	:	Item wise			
Bidding Access	:	Open			
Increment in Multiples	:	Applicable			
Item wise Time	:	No	Party Payout	:	Not Applicable

EMD/Post Event Deposit

Allow EMD	:	Yes	Requires Item wise EMD	:	Yes
Post Event EMD/ SD	:	Applicable	% of Winning Amount for Post Event EMD/ SD	:	10.00
Payment Start Date	:	11-05-2021 15:04	Payment End Date	:	15-05-2021 19:00

Auction Timing rule

Auction Timing rule

Auction Start Date & Time : 11-05-2021 15:05 Auction End Date & Time : 15-05-2021 19:00
Auto Extension : Applicable Auto Extension Mode : Unlimited

[View Business Rules](#) [View EMD Details](#)

Download Document

Sr. No.	Document Description	Size (MB)	Approval Date & Time	Status	Action
No Records Found					

Bidders can also click on “View EMD Details” link on Event Notice Page and check the EMD Details बोलीदाता ईवेंट सूचना पृष्ठ पर "View EMD Details" लिंक पर भी क्लिक कर सकते हैं और ईएमडी विवरण की जांच कर सकते हैं

View Item Wise EMD Detail

Auction ID : 1532 Reference No. : -
Department : Test Department Authority : Demo Test Officer-Test Officer
Auto Extension : Applicable Auto Extension Mode : Unlimited
Auction Method : Forward Auction % of Winning Amount : 10.00
for Post Event EMD/
SD
Auction Brief : Demo - eAuction for the sale of property at - Jodhpur

[View Notice](#) | [Download Document](#) | [View Business Rules](#)

Sr.No.	Item Name	EMD(In Fig.)	EMD(In Words)
1	Property 1	5.00	Five
2	Property 2	5.00	Five
3	Property 3	5.00	Five

Activate W
Go to PC sett

To Make the Payment Please click “**Payment Dashboards**” button and follow the process as per below:
भुगतान करने के लिए कृपया "भुगतान डैशबोर्ड (Payment Dashboard)" बटन पर क्लिक करें और नीचे दिए अनुसार प्रक्रिया का पालन करें:

The screenshot shows the 'Search Auction' interface. At the top, there is a search bar with the placeholder text 'Search Auction by Auction ID / Market Committee name' and two buttons: 'Search' and 'Advance Search'. Below the search bar, there are tabs for 'LIVE (1)', 'CLOSED', 'CANCELLED', 'ALL', 'LIMITED', and 'MY AUCTIONS'. The 'LIVE (1)' tab is selected. The main content area displays an auction listing for 'Auction ID : 1532' with the title 'Demo - eAuction for the sale of property at - Jodhpur' and 'Test Department'. The start and end dates are '11-05-2021 15:05:00' and '15-05-2021 19:00:00' respectively. On the right side of the listing, there are four links: 'Event Notice', 'Document', 'Payment Dashboard' (highlighted with a red box), and 'Accept T&C'. At the bottom, there are pagination controls showing '1-1' and '1', and navigation buttons for 'First', 'Prev', 'Next', and 'Last'.

The screenshot shows the 'Payment Dashboard' page. At the top right, there is a 'Go Back' link. The page displays auction details: Auction ID (1532), Department (Test Department), Auction Brief (Demo - eAuction for the sale of property at - Jodhpur), and Payment Start Date (11-05-2021 15:04). Reference No. is '-', Authority is 'Demo Test Officer-Test Officer', and Payment End Date is '15-05-2021 19:00'. There are links for 'View Notice', 'Download Document', and 'View Business Rules'. A blue 'EMD' button is visible. A yellow warning box states: 'In case of the payment being made through the mode of Challan (RTGS/ NEFT), Bidders are requested to make the payment at least Two (Two) Working Days before the Payment Submission Deadline to avoid any issues related to non-receipt of the Payment.' Below this, a table shows 'Payment Start Date & Time' (11-05-2021 15:04), 'Payment End Date & Time' (15-05-2021 19:00), and a green 'Time Left : 4d 3h 18m 44s' indicator. A note says '(You can Pay only between Payment Start Date & End Date and Time)'. The 'EMD Payment' section shows 'EMD Amount *' as '10000' (Ten Thousand), 'Payment Type' as 'Payment Gateway', and 'Payment Gateway' as 'IEPL (TPSL)'. A blue 'Pay' button is at the bottom. A blue callout bubble points to the 'EMD Amount' field with the text 'Enter EMD Amount and click Pay'. At the bottom right, there is a note: 'Activate Windows Go to PC settings'.

Confirm Payment by click Ok - क्लिक द्वारा भुगतान की पुष्टि करें -

Payment Start Date & Time: 11-05-2021 15:04

Payment End Date & Time: [Time Left : 4d 3h 14m 58s]

Please confirm EMD Payment of Rs. 10000

Cancel OK

EMD Payment

EMD Amount: 10000
Ten Thousand

Payment Type: Payment Gateway

Payment Gateway: IEPL (TPSL)

Pay

Payment Mode	<input type="radio"/> Internet Banking <input type="radio"/> NEFT/RTGS
	PAY

Bidders will get the above mentioned options to choose and proceed to make the payment,

On selection of "Internet Banking" bidder would get the options like "Cards" or "Net Banking" .

On selection of "NEFT/RTGS" bidder will get the system generated challan receipt and pay the EMD amount accordingly.

बोलीदाताओं को भुगतान करने के लिए चुनने और आगे बढ़ने के लिए उपर्युक्त विकल्प मिलेंगे ।

"इंटरनेट बैंकिंग" बोलीदाता के चयन पर "कार्ड" या "नेट बैंकिंग" जैसे विकल्प मिलेंगे ।

एनईएफटी / आरटीजीएस" के चयन के मामले में, बोली लगाने वाले को सिस्टम जनरेट चालान की रसीद मिलेगी और तदनुसार ईएमडी राशि का भुगतान करना होगा ।

NEFT / RTGS

Payment Mode	<input type="radio"/> Internet Banking <input checked="" type="radio"/> NEFT/RTGS
	PAY

Bidder will get system generated Challan Receipt as per below:

बोलीदाता को सिस्टम से उत्पन्न चालान रसीद नीचे के अनुसार मिलेगी

NATIONAL ELECTRONIC FUND TRANSFER (NEFT)/ REAL TIME GROSS SETTLEMENT (RTGS)		
(To be filled by Applicant in BLOCK LETTERS)		
Bank's Copy		
Date : 11/05/21		
Sr No	Details of Beneficiary	
1	E-Proc Ref No	AD37991
2	Beneficiary Name	NAGAR NIGAM SOUTH E AUCTION
3	Account No.	NNSJEA294274
4	IFSC code	HDFC004989
5	Bank	HDFC BANK LTD
6	Branch	Kanjurmarg Branch, Mumbai
7	Amount in Rs.	10.00
8	Amount in words	Rupees Ten Only

Customer's Signature
Contact Phone No:

Rupees
Debited Applications A/c. Date of Transfer
Remittance No.

Authorised Signatory

FOR BANK'S USE ONLY

[RETURN TO WEBSITE](#) [PRINT](#) [SAVE](#)

ingenico
aWorldlinebrand

Bidders can carry this challan receipt and make payment by visiting any nearest bank branch.

बोलीदाता इस चालान की रसीद किसी भी नजदीकी बैंक शाखा में जाकर भुगतान कर सकते हैं।

Pay through "Internet Banking"

Payment Mode	<input checked="" type="radio"/> Internet Banking <input type="radio"/> NEFT/RTGS
	<input type="button" value="PAY"/>

On Selection of Pay through "Net Banking" bidders will get the option to select "Cards" or "Net Banking" to Make the Payment

To enter in the bidding hall – bidders have to click on “Accept T&C” button on website and click on “I Agree” Tab as per below mentioned screen.

बोली लगाने वाले हॉल में प्रवेश करने के लिए - बोली लगाने वालों को वेबसाइट पर "स्वीकार टी एंड सी (Accept T&C)" बटन पर क्लिक करना होगा और नीचे दी गई स्क्रीन के अनुसार “I Agree” टैब पर क्लिक करना होगा।

Search Auction

Search Auction by Auction ID / Market Committee name [Search](#) [Advance Search](#)

LIVE (1) CLOSED CANCELLED ALL LIMITED MY AUCTIONS

1) Auction ID : 1532
Demo - eAuction for the sale of property at - Jodhpur
Test Department
Start Date : 11-05-2021 15:05:00 End Date : 15-05-2021 19:00:00

Event Notice
Document
Payment Dashboard
Accept T&C

1-1 1 [First](#) [Prev](#) [Next](#) [Last](#)

Click on “I Agree” – to proceed further- आगे बढ़ने के लिए "I Agree" पर क्लिक करें।

Accept Terms & Conditions [Go Back](#)

Auction ID :	1532	Reference No. :	-
Department :	Test Department	Authority :	Demo Test Officer-Test Officer
Auto Extension :	Applicable	Auto Extension Mode :	Unlimited
Auction Method :	Forward Auction	% of Winning Amount for Post Event EMD/SD :	10.00
Auction Brief :	Demo - eAuction for the sale of property at - Jodhpur		

[View Notice](#) [Download Document](#) [View Business Rules](#)

Terms & Conditions : (*) Mandatory

1. We have read and understood all the conditions/ clauses mentioned in the Auction document, including various documents forming part of it and the Corrigendum/ Addendum issued subsequently, and confirm that our offer is in conformity with the same.
2. We understand that it is not bound to accept the offer either in part or in full, and that Our offer can be rejected in full or in part, without assigning any reasons whatsoever.
3. We confirm that all the details submitted as part of the response are true and correct to the best of our knowledge, and if proved otherwise, can lead to rejection of our Offer and forfeiture of the Security Deposit/ Earnest Money Deposit.

I Agree

After Accepting Terms and condition bidder will get the option to select the asset name:

नियम और शर्त को स्वीकार करने के बाद बोली लगाने वाले को संपत्ति के नाम का चयन करने का विकल्प मिलेगा:

Search By Asset Name:

Sr. No.	Select	Asset Name
1	<input checked="" type="checkbox"/>	Item 1
2	<input checked="" type="checkbox"/>	Item 2
3	<input checked="" type="checkbox"/>	Item 3
4	<input checked="" type="checkbox"/>	Item 4

- Only those Items (Properties) are displayed for which the EMD is LESS THAN or EQUAL TO the EMD submitted by the respective Bidder.
- Bidders are advised to only select the Items of their interest to bid/view during the live auction.
- Bidders will have the option to revise the list of their interest at any point of time during the live auction by clicking on "Asset selection for bid submission" on the bidding screen.
- Bidders are strongly advised to refrain from selecting the items which are not of their interest to avoid issues of internet connectivity, low speed, etc.

After selecting assets bidders will be enter to bidding hall – wherein they can place their bid as per document. संपत्ति के चयन के बाद बोलीदाताओं को बोली हॉल में प्रवेश किया जाएगा - जिसमें वे दस्तावेज के अनुसार अपनी बोली लगा सकते हैं।

Bidding Hall < Go Back

EMD Paid EMD Paid : 3,000.00 | [Auto Bid](#) | [Notice & Documents](#) | [Bid History](#) | [Refresh](#) | [Asset selection for bid submission](#)

Timer **Extension if any**

Time Left : 6 Days 05:29:05 📅 25-Feb-2021 20:00:00 05-Mar-2021 20:00:00 EXTENSION : ● Current 0

PRICE Price : 1.00 Increment Price : 1.00 Next Bid Price : 7.50 or Greater EMD : 1,000.00 **Reserve Price / Increment Price / EMD amount / Rank**

Your Rank : NA HI Bid Price : 6.50 Last Bid : NA Last Bid Date & Time : NA Bid History

Sr. No.	Item Name	Qty.	Unit	Unit Price (in Fig.)	Unit Price (in Words)	Total Price	Action
1	Item 1	10	MT	<input type="text"/>			<input type="button" value="Submit"/>

Enter Unit Price **Click Submit**

Time Left : 6 Days 05:29:05 📅 25-Feb-2021 20:00:00 05-Mar-2021 20:00:00 EXTENSION : ● Current 0

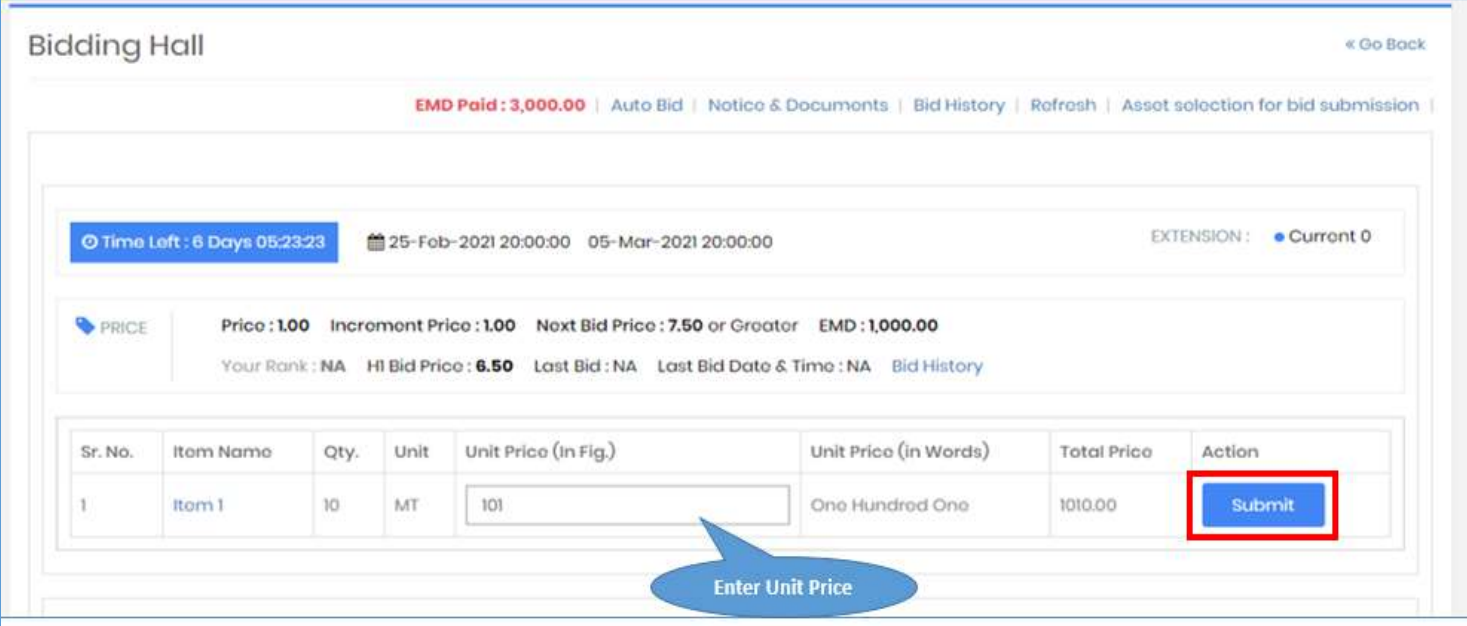
PRICE Price : 1.00 Increment Price : 1.00 Next Bid Price : - EMD : 1,500.00

Your Rank : NA HI Bid Price : NA Last Bid : NA Last Bid Date & Time : NA Bid History

Sr. No.	Item Name	Qty.	Unit	Unit Price (in Fig.)	Unit Price (in Words)	Total Price	Action
				<input type="text"/>			<input type="button" value="Submit"/>

Above is the bidding hall view wherein bidders can check the complete details like –Reserve Price if any. Increment Price, Time Extension and Action tab to submit their bid.

ऊपर बोली हॉल दृश्य है, जिसमें बोली लगाने वाले संपूर्ण विवरण की जांच कर सकते हैं, जैसे- वृद्धि मूल्य, समय विस्तार और कार्रवाई टैब उनकी बोली जमा करने के लिए।



The screenshot displays a 'Bidding Hall' interface. At the top, it shows 'EMD Paid : 3,000.00' and navigation links like 'Auto Bid', 'Notice & Documents', 'Bid History', 'Refresh', and 'Asset selection for bid submission'. Below this, there's a section for 'Time Left : 6 Days 05:23:23' and dates '25-Feb-2021 20:00:00' to '05-Mar-2021 20:00:00'. The 'PRICE' section includes 'Price : 1.00', 'Increment Price : 1.00', 'Next Bid Price : 7.50 or Greater', and 'EMD : 1,000.00'. It also shows 'Your Rank : NA', 'Hi Bid Price : 6.50', 'Last Bid : NA', and 'Last Bid Date & Time : NA'. A table below contains bid details:

Sr. No.	Item Name	Qty.	Unit	Unit Price (In Fig.)	Unit Price (in Words)	Total Price	Action
1	Item 1	10	MT	<input type="text" value="101"/>	One Hundred One	1010.00	<input type="button" value="Submit"/>

A blue callout bubble points to the 'Unit Price (In Fig.)' input field with the text 'Enter Unit Price'.

As per above mentioned screen bidders can enter their price in place and click Submit to place their bid.

उपर्युक्त स्क्रीन के अनुसार बोलीदाता अपनी कीमत दर्ज कर सकते हैं और अपनी बोली लगाने के लिए सबमिट पर क्लिक कर सकते हैं।

On successful bid submission - system will display rank and H1 Bid price to the bidders as per below mentioned screen

सफल बोली प्रस्तुत करने पर - प्रणाली नीचे उल्लिखित स्क्रीन के अनुसार बोलीदाताओं को रैंक और एच 1 बोली मूल्य प्रदर्शित करेगी

The screenshot displays a bidding system interface. At the top, there is a navigation bar with links: EMD Paid : 3,000.00 | Auto Bid | Notice & Documents | Bid History | Refresh | Asset selection for bid submission. A blue callout bubble points to the 'Auto Bid Feature' section. Below this, a green banner states 'Bid submitted successfully.' The interface shows a 'Time Left : 6 Days 05:21:05' and a date range from 25-Feb-2021 20:00:00 to 05-Mar-2021 20:00:00. The 'PRICE' section displays: Price : 1.00, Increment Price : 1.00, Next Bid Price : 102.00 or Greater, EMD : 1,000.00. A red box highlights 'Your Rank : 1'. Other details include H1 Bid Price : 101.00, Last Bid : 101.00, and Last Bid Date & Time : 27-Feb-2021 14:38:53. A table below shows the bid details for 'Item 1' with a quantity of 10 and a unit price of 101.00. The table has columns: Sr. No., Item Name, Qty., Unit, Unit Price (In Fig.), Unit Price (in Words), Total Price, and Action. The 'Action' column contains a 'Submit' button.

Sr. No.	Item Name	Qty.	Unit	Unit Price (In Fig.)	Unit Price (in Words)	Total Price	Action
1	Item 1	10	MT	101	One Hundred One	1010.00	Submit

There is a provision of "Auto Bid" in system for bidders to command system to bid on their behalf. With the help of it bidders can give their best rates for any assets and enable auto bid.

System will keep such bidders as Rank 1 bidders till the time any other bidders outbid that bidder with greater bidding

बोलीदाताओं को उनकी ओर से बोली लगाने के लिए सिस्टम में "Auto Bid" की व्यवस्था है। इसकी मदद से बोलीदाता किसी भी संपत्ति के लिए अपनी सर्वोत्तम दर दे सकते हैं और ऑटो बोली को सक्षम कर सकते हैं।

सिस्टम ऐसे बोलीदाताओं को रैंक 1 बोलीदाताओं के रूप में रखेगा, जब तक कि कोई अन्य बोलीदाता उस बोली लगाने वाले से अधिक बोली लगाने वाला न हो जाए।

Process of enabling auto bid feature: Enter Auto Bid Best Price and click Submit.

ऑटो बोली सुविधा को सक्षम करने की प्रक्रिया: ऑटो बोली सर्वोत्तम मूल्य दर्ज करें और सबमिट करें पर क्लिक करें।

Auto Bid ◀Go Back | Manual bid submission

Auction ID	: 1691	Reference No.	: 123/BHEL
Department	: Test Department	Authority	: ManOfficer-Test officer
Auto Extension	: Applicable	Auto Extension Mode	: Unlimited
Auction Method	: Forward Auction		
Auction Brief	: Demo e-Auction for sale of Scrap auction		

Enter amount and click submit

#	Sr. No.	Item Name	Start/End Date Time	Price Hi Price Increment Price EMD	Auto Bid Start Price (in Figure)	Auto Bid Best Price (in Figure)
<input checked="" type="checkbox"/>	1	Item 1	25-Feb-2021 20:00:00 05-Mar-2021 20:00:00	1.00 101.00 1.00 1000.00	102.00	<input type="text" value="150"/>
<input checked="" type="checkbox"/>	2	Item 2	25-Feb-2021 20:00:00 05-Mar-2021 20:00:00	1.00 - 1.00 1500.00	1.00	<input type="text" value="150"/>
<input type="checkbox"/>	3	Item 3	25-Feb-2021 20:00:00 05-Mar-2021 20:00:00	1.00 - 1.00 1000.00	1.00	<input type="text"/>
<input type="checkbox"/>	4	Item 4	25-Feb-2021 20:00:00 05-Mar-2021 20:00:00	1.00 - 1.00 1500.00	1.00	<input type="text"/>

Submit

Only those Items (Properties) are displayed for which the EMD is LESS THAN or EQUAL TO the EMD submitted by the respective Bidder.

Auto bid created successfully ✕

Auto Bid ◀Go Back | Manual bid submission

Auction ID	: 1691	Reference No.	: 123/BHEL
Department	: Test Department	Authority	: ManOfficer-Test officer
Auto Extension	: Applicable	Auto Extension Mode	: Unlimited
Auction Method	: Forward Auction		
Auction Brief	: Demo e-Auction for sale of Scrap auction - BHEL		

#	Sr. No.	Item Name	Start/End Date Time	Price Hi Price Increment Price EMD	Auto Bid Start Price (in Figure)	Auto Bid Best Price (in Figure)
-	1	Item 1	25-Feb-2021 20:00:00 05-Mar-2021 20:00:00	1.00 101.00 1.00 1000.00	102.00	150.00
<input type="checkbox"/>	2	Item 2	25-Feb-2021 20:00:00 05-Mar-2021 20:00:00	1.00 - 1.00 1500.00	1.00	<input type="text"/>

Though he can start bidding manually if any other bidder bid more then he mentioned in auto bid best price.

हालांकि वह मैनुअल रूप से बोली लगाना शुरू कर सकता है यदि कोई अन्य बोलीदाता अधिक बोली लगाता है तो

System have the provision for auto extension – where in system will increase the due time by X minutes in case of any bid receives in last X minutes.

सिस्टम में ऑटो एक्सटेंशन का प्रावधान है - जहां सिस्टम अंतिम X मिनट में किसी भी बोली के प्राप्त होने की स्थिति में नियत समय को X मिनट बढ़ा देगा।

The screenshot shows the 'Bidding Hall' interface. At the top, it displays 'EMD Paid : 3,000.00' and navigation links: 'Auto Bid | Notice & Documents | Bid History | Refresh | Assot selection for bid submission'. A 'Time Extension' callout points to the 'EXTENSION : Current 0' indicator. A 'Rank Changed to H2' callout points to the 'Your Rank : 2' field, which is highlighted with a red box. Below this, a table lists bidding details: 'Price : 1.00', 'Implementation Price : 1.00', 'Next Bid Price : 152.00 or Greater', and 'EMD : 1,000.00'. The table also shows 'Hi Bid Price : 151.00', 'Last Bid : 141.00', and 'Last Bid Date & Time : 27-Feb-2021 14:50:16'. A 'Bid History' link is present. At the bottom, a table with columns 'Sr. No.', 'Item Name', 'Qty.', 'Unit', 'Unit Price (in Fig.)', 'Unit Price (in Words)', 'Total Price', and 'Action' is shown. The first row contains '1', 'Item 1', '10', 'MT', and an empty input field. A 'Submit' button is located in the 'Action' column.

If any bidder quotes more then you quoted in bidding hall, the system will change your rank from 1 to 2 or 3 accordingly. यदि कोई बोलीदाता अधिक बोली लगाता है, तो सिस्टम आपके रैंक को तदनुसार 1 से 2 या 3 मे बदल देगा।

BIDDING PROCESS ENDS HERE